

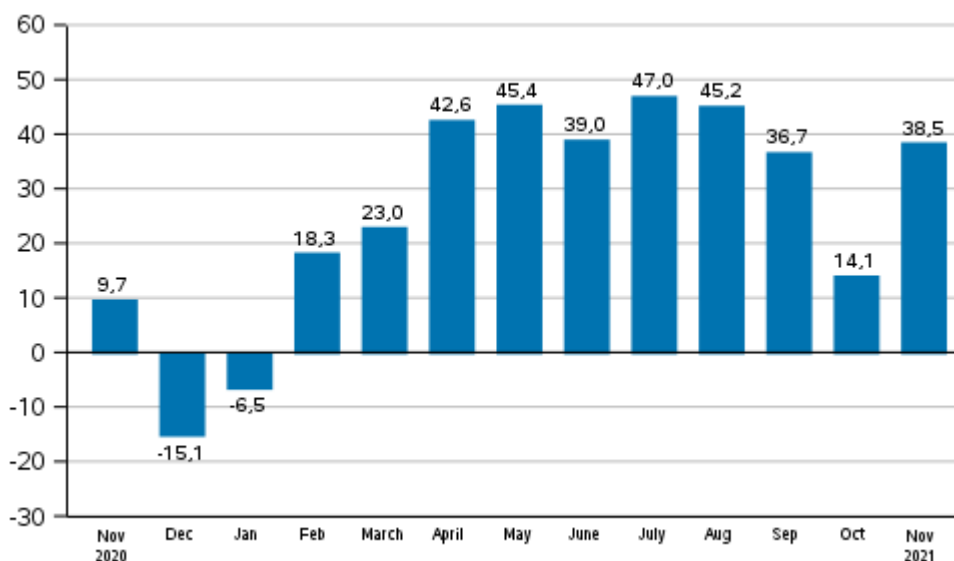
New orders in manufacturing

2021, November

New orders in manufacturing grew by 38.5 per cent year-on-year in November

According to Statistics Finland, the value of new orders in manufacturing was 38.5 per cent higher in November 2021 than twelve months earlier. During January to November, orders grew by 29.8 per cent from the year before.

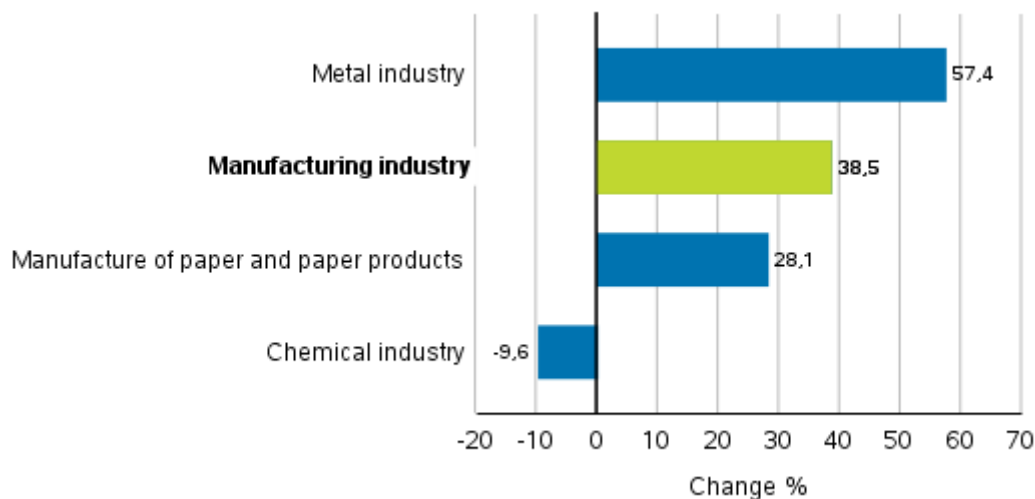
Annual change in new orders in manufacturing (original series), % (TOL2008)



New orders in manufacturing continued to grow in November. Orders grew most in the metal industry, where the value of orders was 57.4 per cent higher than in the previous year. In the industry of the manufacture of paper and paper board products, orders grew from the previous year by 28.1 per cent. Orders fell in the chemical industry by 9.6 per cent from one year ago.

When interpreting these statistics, it should be borne in mind that they typically show strong fluctuations by month. Even new orders of substantial value are not examined over extended time periods but for the statistical reference month only.

Change in new orders in manufacturing 11/2020–11/2021



The index of new orders in manufacturing describes development in the value of new orders received by enterprises for commodities and services that are meant to be produced by establishments located in Finland. These statistics are based on non-probability sampling, in which the basic observation unit is an enterprise or a kind-of-activity unit. The sample comprises monthly 400 to 450 enterprises or their kind-of-activity units. Index point figures and annual change percentages are published monthly for four industry categories. The time series start from January 2005 and their base year is 2015 (2015=100). The index figures may become slightly revised as new data accumulate and enterprises report changes to their data. Due to supplementations, the latest 12 months are revised in the releases. A detailed description of the statistics and the calculation method are included in the quality description on the home page of the statistics.

Contents

Tables

Appendix tables

Appendix table 1. Three-month moving change, cumulative change and change in the latest month, year-on-year, % (TOL 2008).....	4
--	---

Figures

Appendix figures

Appendix figure 1. New orders in manufacturing, trend series by industry (TOL2008).....	5
---	---

Appendix tables

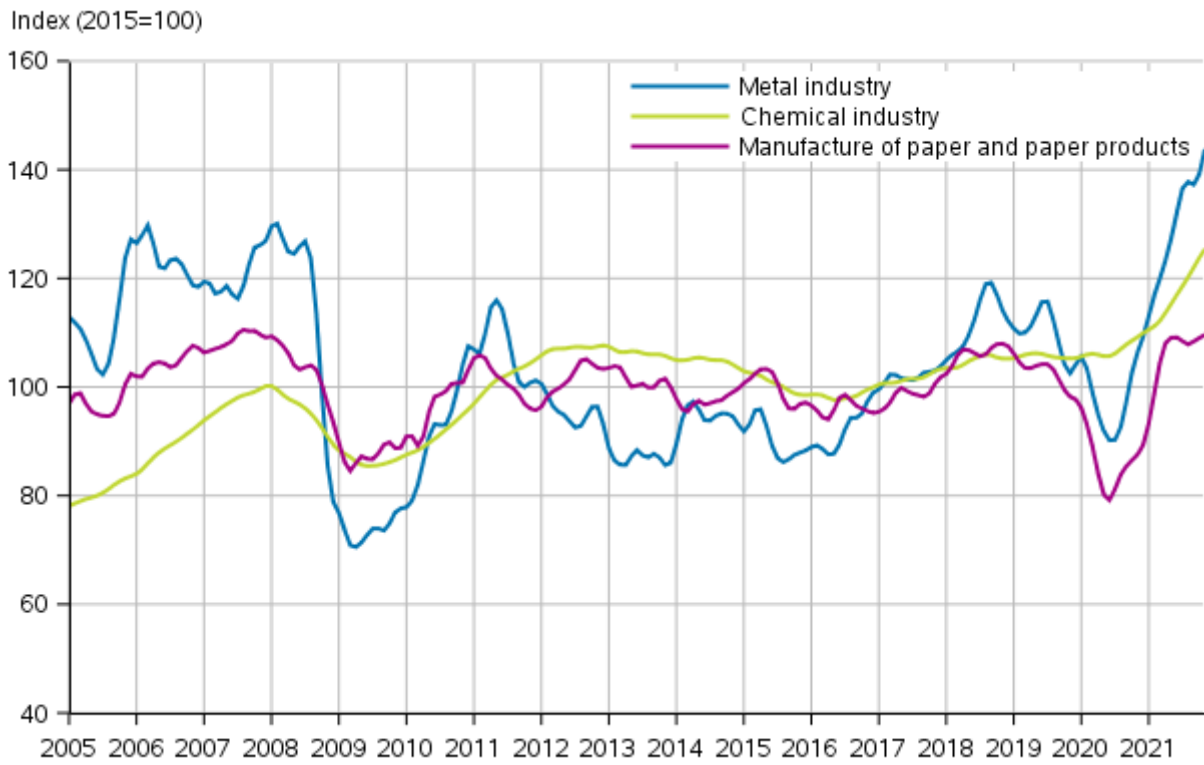
Appendix table 1. Three-month moving change, cumulative change and change in the latest month, year-on-year, % (TOL 2008)

	Year-on-year change by three-month period, % ¹⁾				Cumulative year-on-year change, % ¹⁾	Year-on-year change in the latest month, % ¹⁾
	12/20-02/21	03-05/2021	06-08/2021	09-11/2021		
Manufacturing industry (17, 20-21, 24-30)	-3,0	36,0	43,5	29,6	29,8	38,5
Manufacture of paper and paper products (17)	1,2	31,0	35,2	26,4	25,6	28,1
Chemical industry (20-21)	23,4	10,4	19,8	6,1	11,7	-9,6
Metal industry (24-30)	-8,4	43,8	52,1	36,7	35,5	57,4

1) Year-on-year change compares the value for an examined time period to the value for the corresponding time period twelve months back

Appendix figures

Appendix figure 1. New orders in manufacturing, trend series by industry (TOL2008)



Inquiries

Petri Koivisto 029 551 3669

Jussi Haavisto 029 551 3341

Head of Department in
charge:

Katri Kaaja

volyyimi.indeksi@stat.fi

www.stat.fi

Source: New orders in manufacturing 2021, November. Statistics Finland