

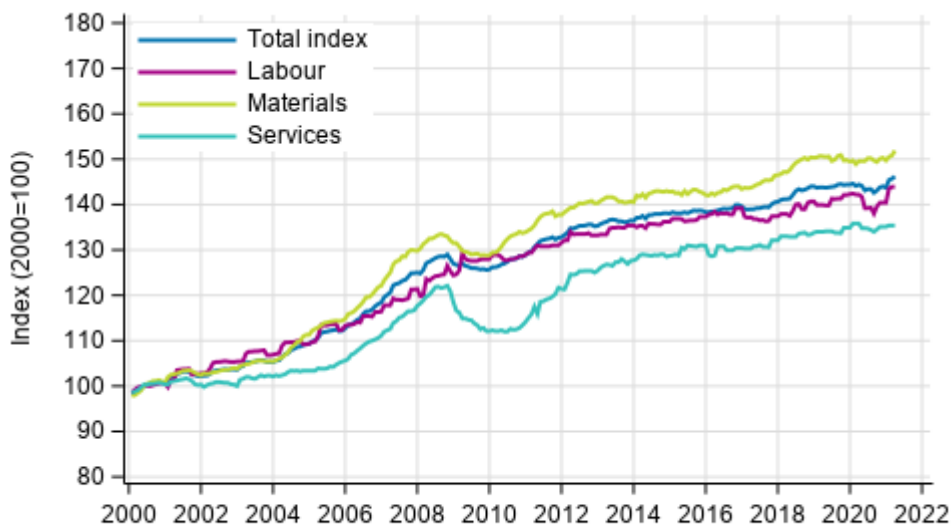
# Building cost index

2021, March

## Building costs rose by 1.3 per cent in March year-on-year

According to Statistics Finland, building costs rose by 1.3 per cent in March 2021 from one year back. The costs of materials went up by 1.6 per cent and labour costs by 1.2 per cent. The prices of services fell by 0.3 per cent from one year ago.

### Long term development of the Building Cost Index



Source: Statistics Finland

From February to March, the total index of building costs rose by 0.4 per cent. The prices of materials rose by 0.7 per cent. Labour costs and the prices of services remained in March on level with February.

**Building cost index 2015=100, March 2021**

Professional construction of new buildings		Weights	Index	Monthly change, %	Annual change, %
Total index		1000	105.7	0.4	1.3
By type of cost	Labour inputs	400	105.4	0.0	1.2
	Materials	510	106.3	0.7	1.6
	Services	90	103.6	0.0	-0.3
By purpose of use	Residential building	440	105.7	0.4	1.3
	Other building construction	560	105.7	0.4	1.3

# Contents

## Tables

### Appendix tables

Appendix table 1. Input indices 2015=100, March 2021.....	4
Appendix table 2. Residential building 2015=100, March 2021.....	5

## Figures

### Appendix figures

Appendix figure 1. Input indices 2015=100, largest annual changes, per cent.....	6
Appendix figure 2. Index clause sub-indices P 2000=100.....	6

# Appendix tables

**Appendix table 1. Input indices 2015=100, March 2021**

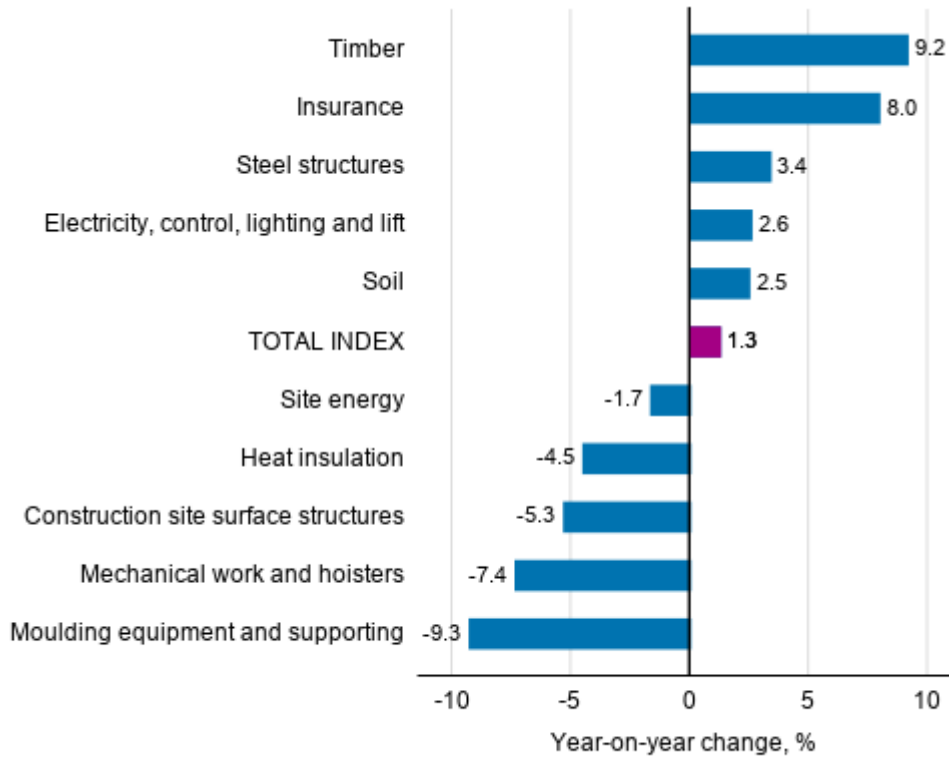
Input heading	Weights	Index	Monthly change, %	Annual change, %
0 TOTAL INDEX	1000.0	105.7	0.4	1.3
01 LABOUR	399.8	105.4	0.0	1.2
02 MATERIALS	510.0	106.3	0.7	1.6
02.1 AREA	41.9	100.7	0.2	0.3
02.1.1 Soil	28.9	108.1	0.2	2.5
02.1.2 Construction site surface structures	13.0	84.4	0.1	-5.3
02.2 HOUSE	242.1	105.8	1.2	1.8
02.2.1 Concrete, bricks and blocks	37.8	104.3	2.4	1.9
02.2.2 Precast concrete units	54.4	104.9	0.6	-1.2
02.2.3 Steel structures	17.3	112.4	0.2	3.4
02.2.4 Timber	36.0	115.3	0.6	9.2
02.2.5 Heat insulation	22.4	91.8	-3.3	-4.5
02.2.6 Windows and doors	59.8	104.8	3.4	1.5
02.2.7 Roofing materials	14.4	106.9	1.2	1.9
02.3 FACILITIES	93.3	108.4	0.2	0.8
02.3.1 Interior structures	15.9	104.2	-0.3	0.1
02.3.2 Surface materials	41.2	107.8	-0.1	0.5
02.3.3 Fixtures, taps and household appliances	36.2	111.0	0.8	1.4
02.4 TECHNICAL SYSTEMS	132.7	107.7	0.3	2.1
02.4.1 Heat, water and sewer	21.4	111.0	0.8	1.4
02.4.2 Ventilation	28.0	104.6	-0.7	-0.6
02.4.3 Electricity, control, lighting and lift	83.3	109.1	0.5	2.6
03 SERVICES	90.2	103.6	0.0	-0.3
03.1 SITE AND FIXTURE SERVICES	76.7	103.1	0.0	-0.8
03.1.1 Transport	27.1	106.3	0.0	-0.7
03.1.2 Mechanical work and hoisters	9.0	90.3	0.0	-7.4
03.1.3 Site facilities, scaffolding and weather protection	21.0	97.3	0.0	2.0
03.1.4 Moulding equipment and supporting	1.5	88.4	0.0	-9.3
03.1.5 Waste charges	10.8	118.4	0.0	0.7
03.1.6 Site energy	7.2	104.1	0.0	-1.7
03.2 OTHER SERVICES	13.5	106.2	0.0	2.3
03.2.1 Insurance	4.5	111.6	0.0	8.0
03.2.2 Connection charges	9.0	103.5	0.0	-0.6

**Appendix table 2. Residential building 2015=100, March 2021**

	Weights	Index	Monthly change, %	Annual change, %
0 Total index of residential building	1000	108.2	0.5	2.7
01 New building of residential buildings	400	106.6	0.4	2.1
01.1 Detached house	150	106.4	0.4	2.4
01.2 Block of flats	250	106.7	0.4	1.9
02 Renovation building of residential buildings	600	109.2	0.6	3.0
02.1 Dwelling repairs of residential buildings	240	109.7	0.2	2.1
02.2 Building repairs of residential buildings	360	108.9	0.9	3.7
02.2.1 Building repairs of detached houses	180	110.1	0.8	4.1
02.2.2 Building repairs of blocks of flats	180	107.7	1.0	3.2

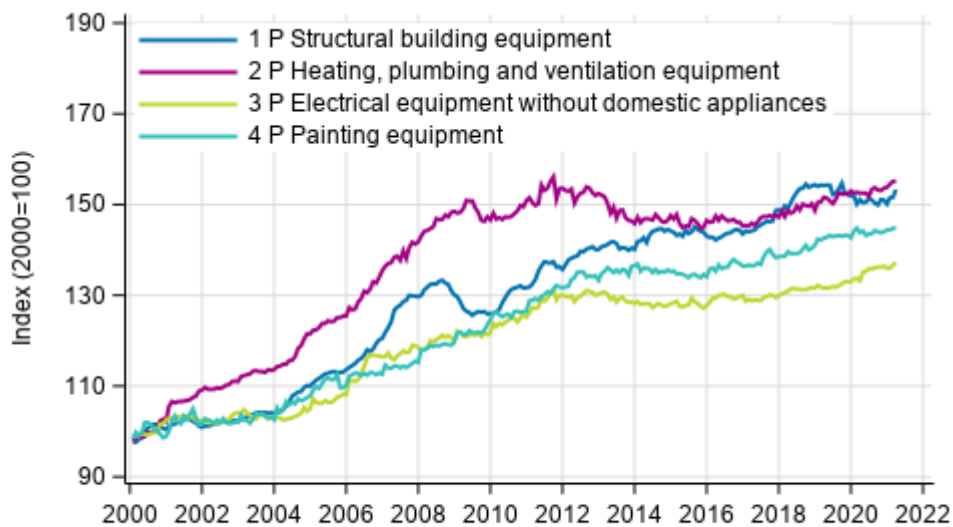
# Appendix figures

**Appendix figure 1. Input indices 2015=100, largest annual changes, per cent**



Source: Statistics Finland

**Appendix figure 2. Index clause sub-indices P 2000=100**



Source: Statistics Finland

## Inquiries

Liina Arhosalo 029 551 3612  
Merja Järvinen 029 551 2458  
Head of Department in  
charge:  
Hannele Orjala

[info@stat.fi](mailto:info@stat.fi)  
[www.stat.fi](http://www.stat.fi)  
Source: Building cost index, Statistics Finland