

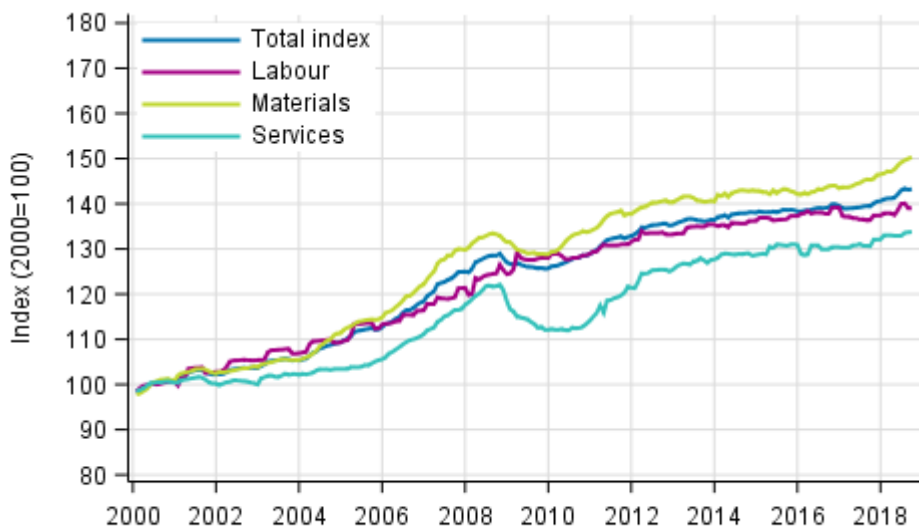
Building cost index

2018, September

Building costs rose by 2.8 per cent in September year-on-year

According to Statistics Finland, building costs rose by 2.8 per cent in September 2018 compared with the previous year's September. The prices of materials went up by 3.5 per cent, those of services by 2.4 per cent and those of labour inputs by two per cent compared with September 2017.

Long term development of the Building Cost Index



Source: Statistics Finland

From August to September, the total index of building costs grew by 0.1 per cent. The prices of materials went up by 0.3 per cent and those of services by 0.1 per cent from the month before. The prices of labour inputs remained unchanged from the previous month.

Building cost index 2015=100, September 2018

Professional construction of new buildings		Weights	Index	Monthly change, %	Annual change, %
Total index		1000	103.6	0.1	2.8
By type of cost	Labour inputs	400	101.8	0.0	2.0
	Materials	510	105.2	0.3	3.5
	Services	90	102.3	0.1	2.4
By purpose of use	Residential building	440	103.9	0.2	3.2
	Other building construction	560	103.3	0.1	2.5

Contents

Tables

Appendix tables

Appendix table 1. Input indices 2015=100, September 2018.....	4
Appendix table 2. Residential building 2015=100, September 2018.....	5

Figures

Appendix figures

Appendix figure 1. Input indices 2015=100, largest annual changes, per cent.....	6
Appendix figure 2. Index clause sub-indices P 2000=100.....	6

Appendix tables

Appendix table 1. Input indices 2015=100, September 2018

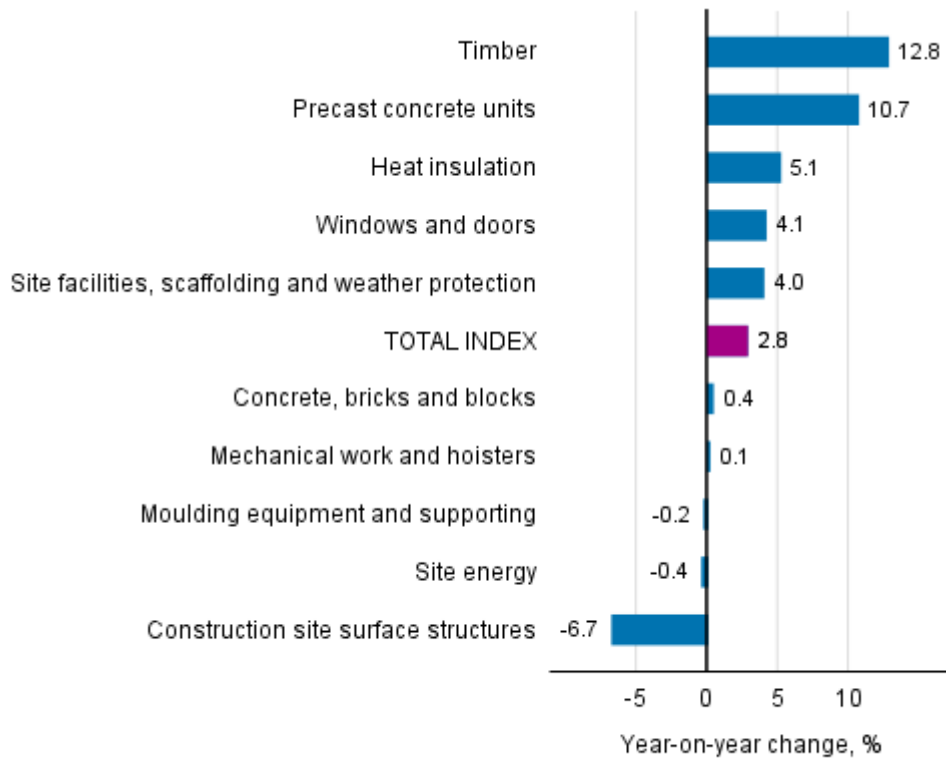
Input heading	Weights	Index	Monthly change, %	Annual change, %
0 TOTAL INDEX	1000.0	103.6	0.1	2.8
01 LABOUR	399.8	101.8	0.0	2.0
02 MATERIALS	510.0	105.2	0.3	3.5
02.1 AREA	41.9	100.2	-0.5	-0.1
02.1.1 Soil	28.9	104.8	-0.6	2.7
02.1.2 Construction site surface structures	13.0	90.0	0.0	-6.7
02.2 HOUSE	242.1	106.9	0.8	6.3
02.2.1 Concrete, bricks and blocks	37.8	100.9	1.0	0.4
02.2.2 Precast concrete units	54.4	116.6	-0.3	10.7
02.2.3 Steel structures	17.3	110.7	-0.4	3.7
02.2.4 Timber	36.0	112.0	2.3	12.8
02.2.5 Heat insulation	22.4	98.3	0.8	5.1
02.2.6 Windows and doors	59.8	101.6	1.3	4.1
02.2.7 Roofing materials	14.4	104.5	0.2	2.4
02.3 FACILITIES	93.3	106.0	0.3	1.7
02.3.1 Interior structures	15.9	103.1	-0.8	1.2
02.3.2 Surface materials	41.2	105.4	0.5	0.5
02.3.3 Fixtures, taps and household appliances	36.2	107.9	0.5	3.3
02.4 TECHNICAL SYSTEMS	132.7	103.3	-0.4	0.9
02.4.1 Heat, water and sewer	21.4	107.9	0.5	3.3
02.4.2 Ventilation	28.0	102.5	0.6	1.5
02.4.3 Electricity, control, lighting and lift	83.3	104.1	-0.6	0.5
03 SERVICES	90.2	102.3	0.1	2.4
03.1 SITE AND FIXTURE SERVICES	76.7	102.0	0.0	2.5
03.1.1 Transport	27.1	101.7	0.0	2.7
03.1.2 Mechanical work and hoisters	9.0	99.0	0.0	0.1
03.1.3 Site facilities, scaffolding and weather protection	21.0	101.4	0.0	4.0
03.1.4 Moulding equipment and supporting	1.5	102.9	0.0	-0.2
03.1.5 Waste charges	10.8	109.8	0.0	3.7
03.1.6 Site energy	7.2	96.4	0.1	-0.4
03.2 OTHER SERVICES	13.5	104.0	0.4	1.8
03.2.1 Insurance	4.5	102.0	-0.0	1.3
03.2.2 Connection charges	9.0	105.0	0.6	2.1

Appendix table 2. Residential building 2015=100, September 2018

	Weights	Index	Monthly change, %	Annual change, %
0 Total index of residential building	1000	104.5	0.4	3.4
01 New building of residential buildings	400	103.9	0.2	3.2
01.1 Detached house	150	103.1	0.4	3.0
01.2 Block of flats	250	104.4	0.1	3.2
02 Renovation building of residential buildings	600	104.8	0.6	3.5
02.1 Dwelling repairs of residential buildings	240	105.7	0.3	2.1
02.2 Building repairs of residential buildings	360	104.2	0.7	4.4
02.2.1 Building repairs of detached houses	180	105.6	1.0	5.6
02.2.2 Building repairs of blocks of flats	180	102.8	0.5	3.3

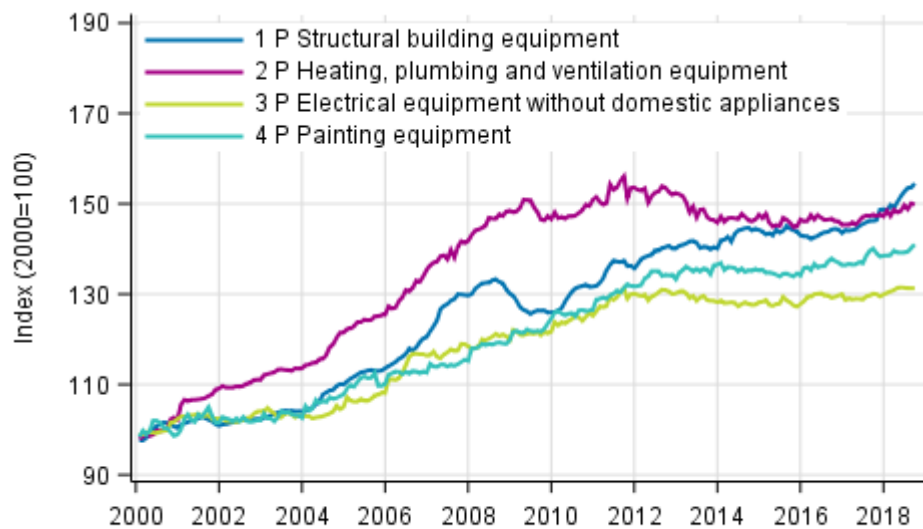
Appendix figures

Appendix figure 1. Input indices 2015=100, largest annual changes, per cent



Source: Statistics Finland

Appendix figure 2. Index clause sub-indices P 2000=100



Source: Statistics Finland

Inquiries

Atro Andersson 029 551 3544
Merja Järvinen 029 551 2458
Director in charge:
Mari Ylä-Jarkko

rakennus.indeksit@stat.fi
www.stat.fi
Source: Building cost index. Statistics Finland